

Scaled data based on original data using
LM-79-08 Approved Method: Electrical and Photometric Measurements of Solid-
State Lighting Products

Test Report Prepared for
Cooper Lighting Solutions
(formerly Eaton)

Brand: INVUE

Report Number: P141545

Luminaire Tested: **ECM-F01-LED-E1-SLR**

Issue Date: 03/03/2020

Test Information

Test Method: LM-79-08
Report Number: P141545
REPORT IS SCALED FROM IESNA LM-79-08 TEST DATA (P33693)
Test Lab: INNOVATION CENTER-P3
Issue Date: 03/03/2020
Manufacturer: COOPER LIGHTING SOLUTIONS (FORMERLY EATON)
Product Line: INVUE
Catalog Number: ECM-F01-LED-E1-SLR
Description: EPIC CLASSICAL MEDIUM DECORATIVE LED LUMINAIRE
(1) LIGHTBARS WITH AccuLED OPTICS - 90° SPILL LIGHT ELIMINATOR RIGHT
Light Source: (7) 4000K CCT, 70 CRI LEDs
Ballast/Driver: -

Summary

Lumens per Lamp: N/A
Luminaire Lumens: 2159.2 lumens
Efficiency: N/A
Efficacy: 83.4 lumens/watt
Luminous Opening: Rectangular (W 0.17' x L: 1' x H: 0')
IES Classification: Type IV - Short - Non-Cutoff
BUG Rating: B1 - U0 - G1

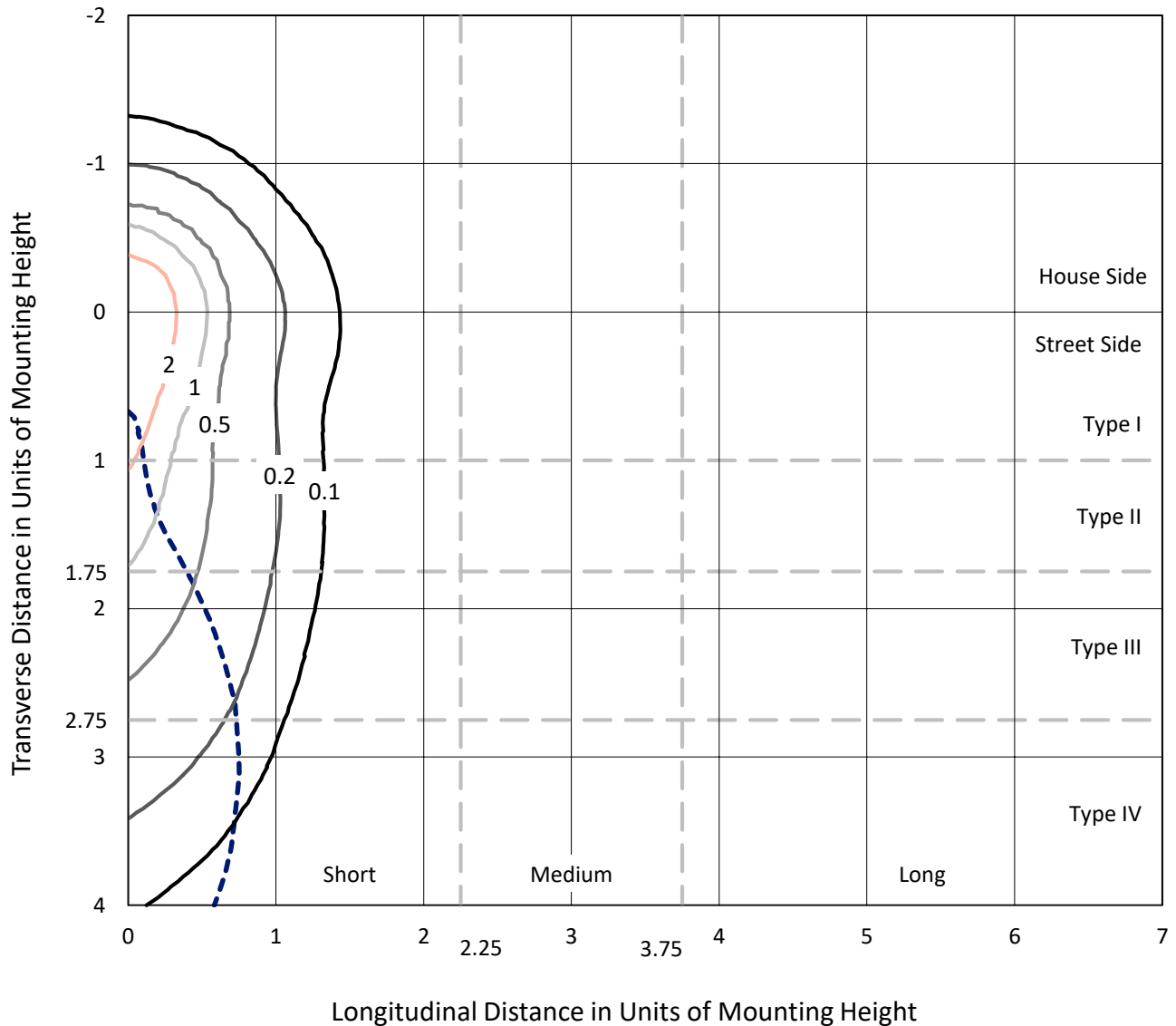
Input Watts (W): 25.9
Input Voltage (V): NR
Input Current (Ain): NR
Voltage Rise (V): NR
Power Factor: NR
Total Harmonic Distortion (THDi): NR
Frequency (hertz): 60
Stabilization Time: NR
Operation Time: NR
Ambient Temperature (°C): NR
Test Distance: 25 FT



REPORT NUMBER: P141545
 CATALOG NUMBER: ECM-F01-LED-E1-SLR

Iso-Footcandle Lines of Horizontal Illumination

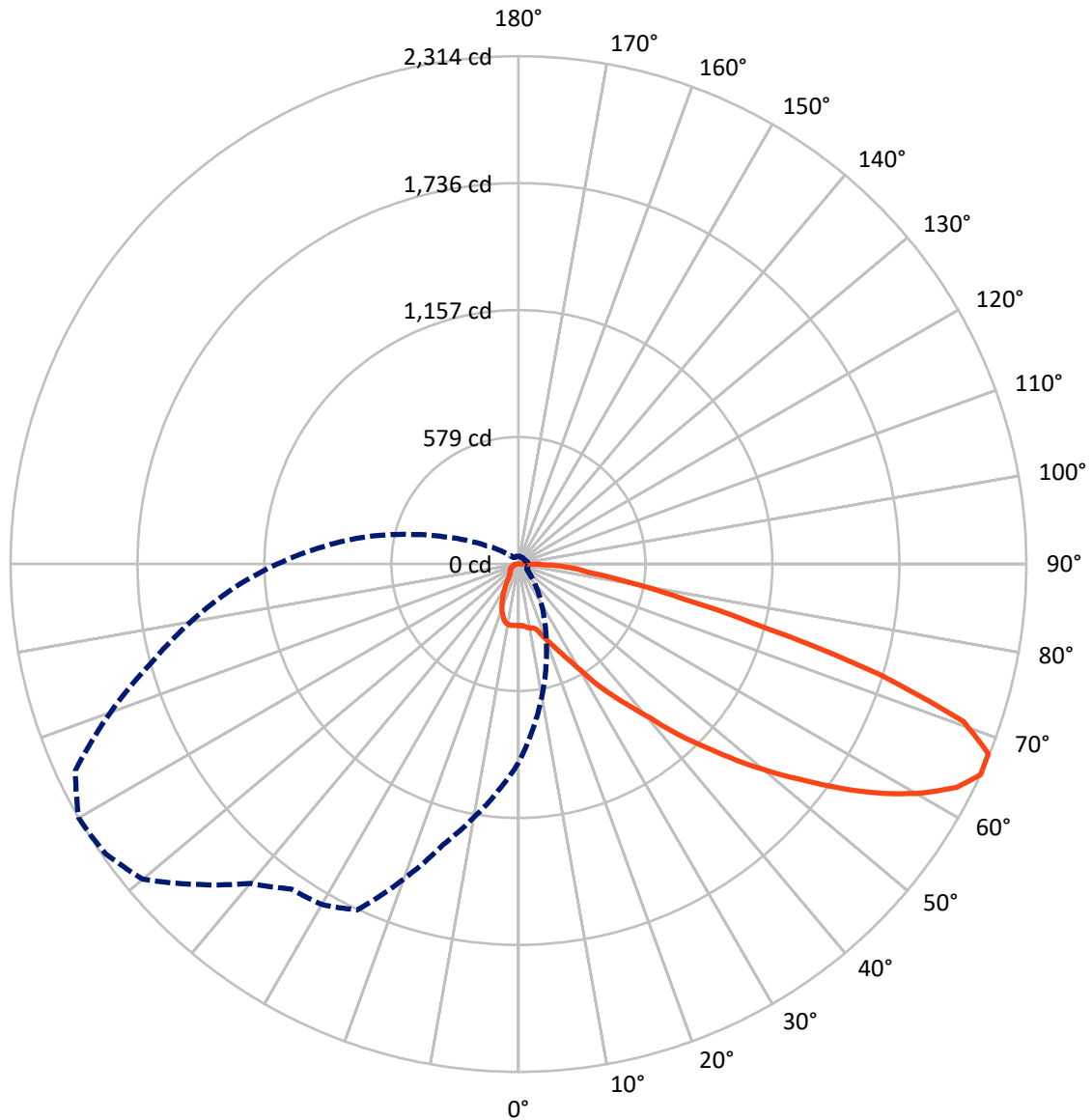
× Max cd
 - - - 1/2 Max cd



Based on 10 foot mounting height. Maximum calculated value = 2.9 fc
 Type IV - Short - Non-Cutoff

REPORT NUMBER: P141545
CATALOG NUMBER: ECM-F01-LED-E1-SLR

Luminous Intensity Polar Plot



— Vertical Plane Through 300-Deg Lateral - - - Horizontal Cone Through 65-Deg Vertical

REPORT NUMBER: P141545

CATALOG NUMBER: ECM-F01-LED-E1-SLR

FLUX DISTRIBUTION:

		Downward	Upward	Total
House Side	Lumens	400.5	0.0	400.5
	% Fixture	18.5	0.0	18.5
Street Side	Lumens	1758.7	0.0	1758.7
	% Fixture	81.5	0.0	81.5
Total	Lumens	2159.2	0.0	2159.2
	% Fixture	100.0	0.0	100.0

Coefficient of Utilization

ZONAL LUMENS:

Zone	Lumens	% Fixture
0°-10°	27.2	1.3
10°-20°	81.6	3.8
20°-30°	135.5	6.3
30°-40°	198.1	9.2
40°-50°	301.3	14.0
50°-60°	433.1	20.1
60°-70°	532.5	24.7
70°-80°	356.2	16.5
80°-90°	93.7	4.3
90°-100°	0.0	0.0
100°-110°	0.0	0.0
110°-120°	0.0	0.0
120°-130°	0.0	0.0
130°-140°	0.0	0.0
140°-150°	0.0	0.0
150°-160°	0.0	0.0
160°-170°	0.0	0.0
170°-180°	0.0	0.0
0°-90°	2159.2	100.0
0°-180°	2159.2	100.0



REPORT NUMBER: P141545

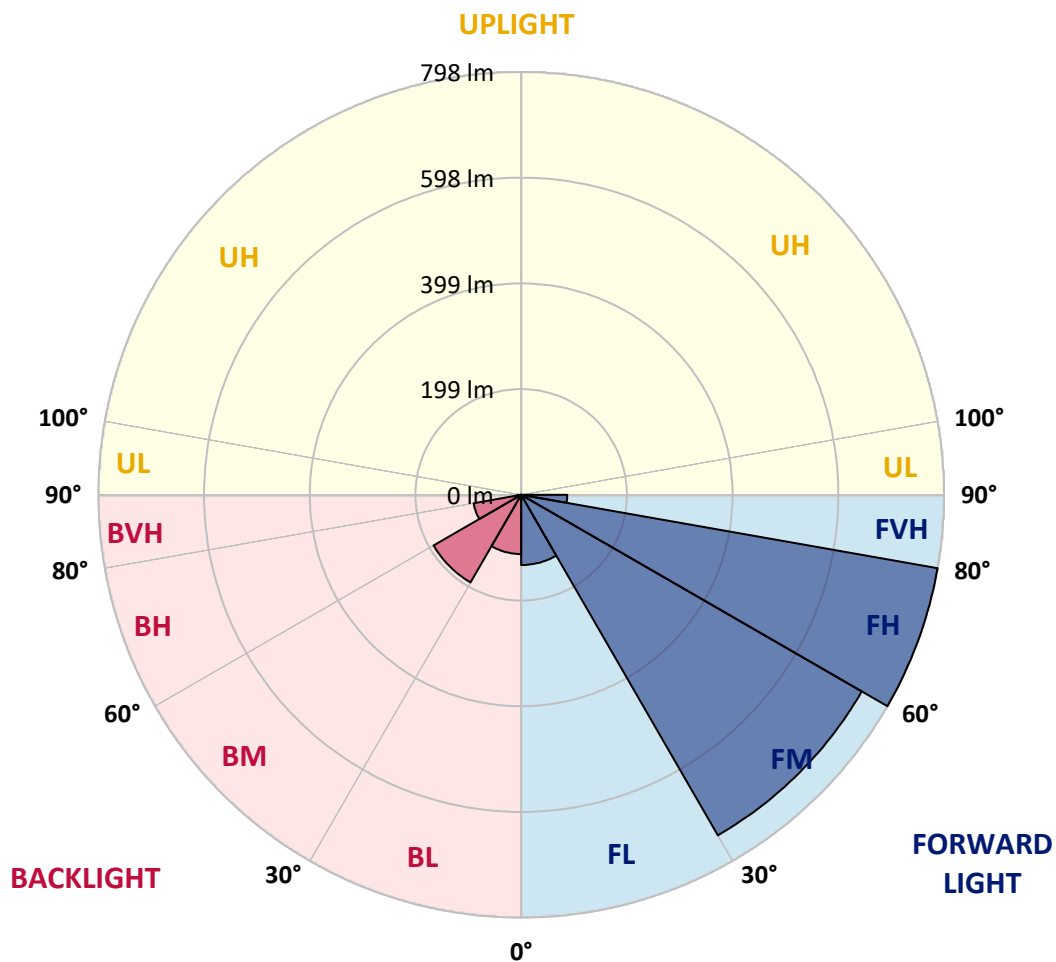
CATALOG NUMBER: ECM-F01-LED-E1-SLR

LUMINAIRE CLASSIFICATION SYSTEM LUMEN TABLE AND BUG RATING:

Zone		Lumens	% Fixture	Zone Rating/Lumen Limit		
				B	U	G
FL	(0°-30°)	132.4	6.1			
FM	(30°-60°)	741.8	34.4			
FH	(60°-80°)	797.6	36.9			G1/1800
FVH	(80°-90°)	86.9	4.0			G1/100
BL	(0°-30°)	111.8	5.2	B1/500		
BM	(30°-60°)	190.8	8.8	B0/220		
BH	(60°-80°)	91.1	4.2	B0/110		G0/110
BVH	(80°-90°)	6.8	0.3			G0/10
UL	(90°-100°)	0.0	0.0		U0/0	
UH	(100°-180°)	0.0	0.0		U0/0	

BUG Rating: B1-U0-G1

Type IV Short





REPORT NUMBER: P141545

CATALOG NUMBER: ECM-F01-LED-E1-SLR

CANDELA DISTRIBUTION (FULL):

	0°	5°	10°	15°	20°	25°	30°	35°	40°	45°	50°
0°	280.7	280.7	280.7	280.7	280.7	280.7	280.7	280.7	280.7	280.7	280.7
2.5°	281.0	281.8	281.8	281.2	281.0	281.2	281.5	281.2	281.5	282.1	281.8
5°	277.4	277.9	278.2	278.2	278.2	278.8	279.6	279.3	280.1	280.7	280.7
7.5°	268.8	269.9	269.9	270.2	270.8	271.6	273.0	273.5	274.9	276.8	277.4
10°	263.6	263.9	263.1	262.8	263.3	265.0	265.8	267.2	269.4	271.6	273.8
12.5°	265.0	265.3	263.9	264.2	264.2	265.0	267.5	268.6	269.4	270.8	273.0
15°	276.3	276.3	274.6	275.2	275.5	276.6	276.6	274.6	274.1	272.7	271.6
17.5°	291.4	289.2	288.9	288.7	289.8	288.7	286.2	281.8	276.6	271.0	266.6
20°	307.1	307.4	305.7	305.4	302.4	298.6	291.4	282.6	273.2	264.7	255.9
22.5°	330.5	331.0	328.0	322.0	315.4	305.2	292.2	278.8	265.3	253.4	243.3
25°	366.0	360.2	353.3	340.7	323.9	306.0	288.1	271.3	253.7	238.0	225.1
27.5°	401.2	389.6	371.2	350.6	326.9	303.8	282.6	260.0	239.1	220.1	205.3
30°	434.0	412.5	386.1	356.6	326.4	296.6	269.7	244.1	219.3	199.0	181.3
32.5°	467.2	435.9	399.3	358.0	318.1	282.6	251.5	222.1	197.6	172.8	153.8
35°	509.1	461.7	407.3	352.8	303.8	260.6	227.3	199.2	172.8	147.8	128.0
37.5°	547.3	482.4	411.4	344.0	285.1	237.8	201.2	172.5	147.8	126.6	109.5
40°	575.4	495.9	410.8	332.7	266.1	214.4	178.3	152.4	130.2	113.4	100.2
42.5°	597.4	503.6	408.1	322.0	249.6	197.3	163.5	139.8	122.2	108.7	98.5
45°	612.5	509.1	406.4	313.4	238.6	189.0	158.5	138.7	123.8	111.7	100.2
47.5°	625.7	515.4	405.9	309.6	236.1	191.5	165.1	147.2	131.0	115.3	99.9
50°	639.0	521.7	410.8	315.9	245.5	205.3	180.5	157.7	135.4	114.2	95.2
52.5°	657.1	540.2	429.3	334.1	265.8	224.5	195.1	166.2	136.2	111.4	90.8
55°	684.4	568.8	455.7	358.0	287.8	245.5	206.9	169.5	135.4	108.4	86.7
57.5°	728.9	610.9	491.7	391.3	316.5	261.7	213.5	170.9	133.5	105.1	83.4
60°	785.3	659.0	537.1	426.2	340.9	273.0	216.3	170.3	130.7	101.3	78.7
62.5°	849.5	711.9	578.1	458.2	358.6	278.2	215.2	165.9	124.4	93.3	72.1
65°	905.9	754.0	612.5	483.8	369.6	278.2	208.3	155.7	113.1	82.0	63.6
67.5°	952.1	789.5	639.0	498.6	370.7	268.6	191.8	137.3	95.2	68.0	53.7
70°	976.3	800.8	647.2	497.0	352.2	240.8	161.5	106.8	69.9	52.8	43.2
72.5°	949.6	774.1	612.0	449.1	293.9	179.7	113.1	72.6	50.1	41.0	35.8
75°	845.1	656.8	509.3	347.3	210.5	112.0	70.2	50.9	39.6	34.1	31.4
77.5°	631.0	489.5	350.6	219.9	120.5	68.0	49.3	38.8	33.3	30.0	27.5
80°	396.8	301.6	210.8	121.1	68.8	50.1	41.0	34.7	30.3	26.1	23.7
82.5°	221.0	160.7	107.3	69.1	47.9	40.5	35.5	31.9	27.0	22.8	20.4
85°	151.1	99.3	67.7	45.4	33.0	29.4	26.4	24.2	20.6	17.3	16.0
87.5°	61.4	57.2	41.6	18.2	13.5	12.1	10.7	13.2	11.0	8.5	8.0
90°	0.0	0.0	0.0	0.0	0.0	0.0	0.0	0.0	0.0	0.0	0.0



REPORT NUMBER: P141545

CATALOG NUMBER: ECM-F01-LED-E1-SLR

CANDELA DISTRIBUTION (continued):

	55°	60°	65°	70°	75°	80°	85°	90°	95°	100°	105°
0°	280.7	280.7	280.7	280.7	280.7	280.7	280.7	280.7	280.7	280.7	280.7
2.5°	282.3	281.8	282.1	281.8	281.5	281.2	281.0	281.2	280.7	281.0	281.0
5°	281.5	281.0	281.8	281.5	281.0	281.0	280.7	280.7	280.7	280.7	281.0
7.5°	279.0	279.0	279.9	279.9	279.3	279.3	278.8	278.5	278.5	278.8	279.3
10°	275.7	276.6	277.9	277.4	276.3	275.7	274.9	274.3	274.1	274.6	275.2
12.5°	273.2	273.8	273.0	272.1	270.5	268.6	268.3	266.9	266.1	267.5	267.5
15°	269.1	266.9	263.9	261.1	257.3	255.4	253.2	252.6	250.7	251.0	252.3
17.5°	260.3	254.5	249.9	247.1	243.8	242.4	240.0	238.6	237.2	235.8	236.7
20°	247.9	241.6	235.5	232.0	226.7	225.6	221.5	221.5	219.9	220.1	221.8
22.5°	232.2	222.6	214.9	210.5	205.0	202.8	200.9	199.5	198.7	200.3	198.4
25°	211.6	200.1	192.9	186.6	180.5	178.3	175.8	175.0	175.3	174.2	176.1
27.5°	190.4	176.1	168.4	161.3	156.8	153.0	151.1	150.5	149.4	152.4	150.8
30°	163.7	150.8	141.7	134.3	129.1	127.1	125.2	124.7	126.3	124.1	123.0
32.5°	136.8	122.7	115.0	108.7	104.8	101.0	100.4	99.3	97.4	99.9	99.3
35°	112.3	100.4	92.5	88.6	83.4	81.7	78.4	77.6	77.9	78.4	78.1
37.5°	97.4	89.2	82.0	76.8	72.9	70.7	69.6	68.5	68.5	68.0	67.7
40°	90.5	83.7	77.0	72.1	69.1	67.4	66.3	65.2	64.4	63.6	62.7
42.5°	89.4	81.2	73.7	68.8	66.0	65.5	65.2	64.4	63.3	61.9	60.8
45°	88.6	78.1	70.4	66.0	64.1	63.8	63.8	63.0	62.2	60.8	59.2
47.5°	85.9	74.3	66.9	63.6	62.7	63.0	62.7	61.9	61.4	60.0	58.1
50°	79.8	68.5	61.4	58.9	58.6	58.3	58.3	58.1	57.5	56.4	54.5
52.5°	74.6	63.3	57.5	55.9	55.3	55.3	54.8	54.5	53.4	52.6	51.2
55°	71.3	60.5	55.6	54.5	54.5	54.2	53.7	52.8	52.0	50.9	49.3
57.5°	68.2	58.3	54.2	53.4	53.7	53.4	52.8	52.3	51.2	49.8	47.9
60°	63.8	55.0	51.5	51.2	51.7	52.3	52.0	51.7	50.9	49.0	46.2
62.5°	57.5	49.5	46.8	47.3	47.9	48.4	48.2	47.9	47.1	45.4	42.9
65°	51.2	45.4	43.8	44.3	44.9	44.9	44.9	44.3	43.8	41.8	39.9
67.5°	45.1	41.6	41.0	41.6	41.8	41.8	42.1	41.6	40.7	39.4	37.4
70°	38.5	36.9	36.9	37.4	37.7	37.4	37.7	36.9	36.0	35.2	33.3
72.5°	34.4	34.4	34.1	34.1	34.1	33.6	33.3	32.7	31.9	31.1	29.4
75°	30.5	30.5	30.3	30.8	29.7	28.9	28.6	28.1	27.2	26.1	25.0
77.5°	26.1	25.6	25.6	26.4	26.1	25.0	24.2	23.9	22.8	21.7	21.2
80°	22.6	22.0	22.0	21.7	21.2	20.9	19.8	18.7	18.4	18.4	17.6
82.5°	19.8	19.5	18.7	18.2	17.3	16.5	15.7	15.1	14.3	14.0	14.3
85°	15.7	16.0	15.1	14.6	13.8	12.7	11.8	11.3	10.7	10.7	11.8
87.5°	9.1	8.5	8.5	8.3	8.0	7.2	7.2	6.3	6.1	7.7	8.0
90°	0.0	0.0	0.0	0.0	0.0	0.0	0.0	0.0	0.0	0.0	0.0



REPORT NUMBER: P141545

CATALOG NUMBER: ECM-F01-LED-E1-SLR

CANDELA DISTRIBUTION (continued):

	110°	115°	120°	125°	130°	135°	140°	145°	150°	155°	160°
0°	280.7	280.7	280.7	280.7	280.7	280.7	280.7	280.7	280.7	280.7	280.7
2.5°	281.2	281.2	280.4	281.0	280.7	281.0	282.1	281.0	280.7	281.5	282.3
5°	281.2	281.8	281.0	281.5	281.5	282.3	283.7	282.9	283.4	284.5	285.6
7.5°	280.1	281.0	281.0	282.1	282.9	284.3	286.2	285.6	286.7	288.4	289.8
10°	277.1	278.5	279.9	281.5	283.4	285.6	288.4	288.4	289.5	291.7	293.1
12.5°	269.7	273.2	274.9	278.8	281.8	285.1	288.1	290.0	290.9	292.8	294.4
15°	254.8	259.2	262.5	267.2	272.1	276.8	282.1	284.0	285.6	286.5	287.3
17.5°	237.8	240.8	243.0	249.0	254.5	258.9	263.9	266.4	268.3	268.3	268.8
20°	223.7	225.1	225.6	225.6	228.9	233.1	239.4	238.6	240.2	238.6	240.2
22.5°	202.0	199.8	200.9	200.9	203.1	202.3	204.7	208.9	208.3	209.4	214.1
25°	175.6	175.8	173.9	173.9	174.2	174.7	175.8	176.9	180.8	184.9	187.9
27.5°	150.5	150.0	148.6	147.5	146.4	148.3	149.7	149.4	154.9	158.2	163.7
30°	123.0	123.0	123.3	122.7	123.8	122.5	124.7	125.2	129.9	133.5	138.4
32.5°	100.2	100.7	100.7	100.4	102.4	101.0	102.1	103.5	106.5	109.5	112.0
35°	79.5	80.4	82.6	83.4	84.2	83.1	84.5	86.1	86.4	89.2	91.1
37.5°	67.4	68.8	69.1	69.6	69.6	70.4	70.7	71.8	71.8	72.6	73.2
40°	62.2	61.6	61.4	61.1	60.5	60.8	61.1	61.9	62.2	62.7	62.7
42.5°	59.7	58.9	57.5	56.7	55.6	55.6	55.6	55.6	56.4	57.0	57.0
45°	57.5	56.1	54.8	53.4	52.6	52.0	52.3	52.6	53.1	53.4	53.7
47.5°	56.1	54.2	52.0	50.6	49.8	49.3	49.5	49.8	49.8	50.1	50.4
50°	52.3	50.4	48.4	47.1	46.2	46.0	46.0	45.7	46.0	46.2	46.2
52.5°	49.3	47.3	45.7	44.3	43.5	43.5	43.2	42.7	42.9	42.7	42.9
55°	47.6	45.1	43.2	41.8	41.0	41.0	40.5	40.7	40.7	40.2	40.5
57.5°	45.7	43.2	41.6	39.9	38.8	38.8	38.5	38.8	39.1	38.2	38.2
60°	43.8	41.6	39.6	38.2	36.9	37.1	36.9	37.4	37.4	36.6	36.6
62.5°	40.2	38.2	37.1	36.3	35.2	35.5	35.5	36.3	35.5	34.9	34.7
65°	37.4	36.0	34.4	34.4	33.3	33.8	33.8	33.8	33.0	32.7	33.0
67.5°	35.5	33.8	32.7	31.6	30.8	31.1	30.5	30.5	30.3	30.0	30.5
70°	31.9	30.5	30.0	28.9	28.3	27.5	27.2	27.2	27.2	27.0	27.2
72.5°	28.3	27.2	26.7	25.6	25.0	24.5	24.2	23.9	23.7	23.9	23.9
75°	23.9	23.4	22.8	22.3	21.7	21.5	21.2	21.2	20.9	20.6	20.9
77.5°	20.6	19.8	19.5	19.0	19.3	18.4	18.2	18.4	18.4	18.4	18.7
80°	17.6	17.1	17.1	16.5	16.2	15.7	16.0	16.0	16.0	16.0	16.2
82.5°	15.4	14.9	14.9	14.6	13.8	13.2	13.5	14.0	14.0	13.8	14.3
85°	12.7	12.1	12.1	11.8	10.7	10.5	10.2	10.7	11.0	10.5	11.0
87.5°	8.3	7.7	7.4	7.4	6.3	4.4	5.8	6.3	6.3	5.2	6.1
90°	0.0	0.0	0.0	0.0	0.0	0.0	0.0	0.0	0.0	0.0	0.0



REPORT NUMBER: P141545

CATALOG NUMBER: ECM-F01-LED-E1-SLR

CANDELA DISTRIBUTION (continued):

	165°	170°	175°	180°	185°	190°	195°	200°	205°	210°	215°
0°	280.7	280.7	280.7	280.7	280.7	280.7	280.7	280.7	280.7	280.7	280.7
2.5°	282.1	282.6	282.6	283.2	284.3	283.2	282.6	283.4	283.4	283.2	283.2
5°	285.6	286.7	287.0	288.7	289.5	288.9	289.5	290.0	290.3	289.8	290.3
7.5°	290.3	291.7	293.1	295.0	296.6	296.4	297.2	298.3	298.6	298.6	299.1
10°	294.2	296.1	297.5	299.9	301.9	302.4	303.2	304.6	306.0	306.0	307.1
12.5°	295.0	297.2	298.6	300.8	304.1	305.2	307.1	310.4	311.8	312.9	313.7
15°	287.8	289.8	291.7	294.7	298.6	301.9	306.3	310.9	315.1	318.1	319.2
17.5°	269.1	269.4	271.3	275.7	283.7	287.3	292.8	302.4	308.2	313.7	318.9
20°	241.6	246.8	248.8	254.5	262.2	267.7	274.1	282.9	291.7	301.6	310.4
22.5°	217.4	224.3	229.8	236.7	243.0	249.3	257.3	265.0	274.6	284.3	294.7
25°	192.6	199.0	206.7	214.1	221.5	229.5	239.4	247.7	257.3	268.6	281.8
27.5°	168.7	175.3	183.8	192.6	198.7	209.4	217.7	229.8	240.8	253.2	268.0
30°	143.6	150.0	154.1	163.7	172.3	183.0	195.6	207.5	220.7	234.4	251.8
32.5°	116.4	120.3	126.0	132.6	142.5	153.8	167.0	179.7	197.9	214.9	231.4
35°	93.3	95.2	94.9	102.4	106.8	120.3	136.8	148.9	167.0	187.9	209.7
37.5°	73.5	73.2	74.8	75.9	81.5	90.3	103.2	118.9	139.8	162.4	184.1
40°	62.7	63.0	63.3	63.3	64.4	70.2	81.7	98.0	118.1	138.1	162.1
42.5°	57.8	58.3	58.6	59.2	59.7	61.6	69.9	85.0	102.1	123.6	145.0
45°	54.2	55.0	55.9	55.9	56.4	57.0	61.6	73.2	90.3	110.6	133.2
47.5°	51.2	52.0	52.6	52.8	53.4	53.9	56.4	64.4	80.9	99.3	122.7
50°	46.8	47.6	48.2	49.0	49.0	49.0	50.6	56.4	69.1	87.2	110.1
52.5°	43.2	43.8	44.6	45.1	45.4	45.7	46.5	49.8	59.4	76.5	98.0
55°	41.3	41.8	42.7	43.2	43.8	44.0	44.6	46.0	52.8	67.4	87.5
57.5°	38.8	39.6	40.7	41.3	41.8	42.1	42.4	42.9	47.6	58.6	75.1
60°	37.1	38.5	39.9	40.7	41.0	41.3	41.6	41.0	42.9	49.8	62.7
62.5°	35.2	36.6	37.7	38.8	39.1	39.4	39.6	38.8	38.5	41.8	49.0
65°	33.6	34.4	35.2	36.0	36.0	36.3	36.0	34.9	34.1	34.1	37.4
67.5°	31.4	31.9	32.7	33.0	33.0	33.0	32.7	32.5	31.1	30.5	31.1
70°	28.1	28.9	29.7	30.3	30.3	30.0	29.7	28.9	28.3	27.8	28.3
72.5°	25.0	26.1	26.4	26.7	26.4	26.4	26.4	25.9	26.1	26.1	26.4
75°	22.0	22.6	22.6	23.1	23.1	23.1	23.1	23.1	23.7	23.4	23.7
77.5°	18.7	19.0	19.5	19.5	19.5	19.8	20.4	20.4	20.9	21.2	21.2
80°	16.2	15.7	15.7	15.4	15.7	16.2	16.8	17.9	17.9	18.2	18.4
82.5°	12.9	11.8	11.3	11.8	11.8	12.1	13.2	14.3	14.3	15.1	15.4
85°	9.9	8.5	7.4	8.0	8.0	8.5	9.6	10.2	11.0	11.3	11.0
87.5°	5.8	5.0	3.3	2.8	3.3	4.1	4.4	5.0	4.1	4.7	5.0
90°	0.0	0.0	0.0	0.0	0.0	0.0	0.0	0.0	0.0	0.0	0.0



REPORT NUMBER: P141545

CATALOG NUMBER: ECM-F01-LED-E1-SLR

CANDELA DISTRIBUTION (continued):

	220°	225°	230°	235°	240°	245°	250°	255°	260°	265°	270°
0°	280.7	280.7	280.7	280.7	280.7	280.7	280.7	280.7	280.7	280.7	280.7
2.5°	283.7	283.7	282.3	282.3	282.6	283.2	281.8	281.5	281.8	281.5	281.2
5°	291.1	290.3	290.0	289.5	289.2	289.8	288.4	288.4	288.1	287.6	286.7
7.5°	299.4	298.8	298.3	297.7	297.2	297.5	296.1	295.8	295.5	295.3	294.4
10°	307.1	306.3	305.7	304.3	303.2	302.1	299.4	298.6	297.7	297.2	296.9
12.5°	313.4	312.6	310.7	308.2	306.5	303.8	301.6	299.7	298.8	298.0	298.3
15°	319.5	317.8	315.4	312.3	310.7	307.9	306.3	305.4	304.9	304.3	304.9
17.5°	321.4	322.0	320.6	319.8	318.7	317.6	317.8	318.7	320.3	320.3	320.3
20°	317.8	323.9	327.7	330.8	333.2	334.9	335.2	336.0	337.9	338.7	342.9
22.5°	309.3	325.0	337.9	348.4	355.0	357.2	359.7	362.4	362.7	363.5	367.4
25°	301.3	324.2	343.4	359.9	375.3	386.1	392.1	397.6	399.0	400.1	400.1
27.5°	287.3	312.6	337.4	359.4	380.6	398.5	412.5	426.8	436.7	440.3	445.5
30°	272.4	299.1	324.7	352.5	379.5	404.5	429.8	452.9	469.2	481.3	490.9
32.5°	253.7	282.6	311.8	342.0	374.2	405.6	439.5	473.0	503.8	528.1	542.9
35°	234.2	264.4	294.7	328.0	364.3	402.3	445.5	490.1	531.4	570.7	604.6
37.5°	212.7	241.3	274.3	312.3	351.4	396.8	447.2	502.5	559.7	616.1	659.9
40°	188.2	216.0	247.9	287.8	335.2	386.3	446.3	512.1	583.9	654.1	724.5
42.5°	171.4	197.0	227.6	267.7	315.9	374.5	443.0	520.9	605.9	692.9	781.5
45°	158.8	183.8	213.8	252.3	301.3	363.0	441.9	530.8	629.0	728.7	832.1
47.5°	147.8	173.6	202.5	240.5	287.8	352.5	439.5	539.1	648.3	756.2	876.2
50°	137.0	163.5	193.2	231.4	277.9	341.2	434.0	546.5	666.5	784.8	912.5
52.5°	125.2	151.3	183.3	222.3	271.6	334.1	428.2	552.6	684.1	815.3	950.2
55°	112.5	139.0	170.3	211.6	263.1	328.6	422.4	556.4	702.5	842.9	984.0
57.5°	98.8	125.2	155.7	197.9	252.6	321.1	416.1	556.1	716.0	868.7	1020.6
60°	82.0	105.9	136.2	178.6	234.4	310.7	410.8	553.9	725.6	891.6	1061.3
62.5°	62.5	82.8	110.6	150.2	208.3	290.6	397.1	544.6	726.7	908.1	1095.2
65°	44.6	55.6	77.6	117.2	165.4	245.7	363.8	519.8	708.6	896.2	1098.2
67.5°	34.1	40.2	50.9	74.6	117.2	187.1	306.5	464.2	652.2	833.2	1047.6
70°	29.4	32.5	38.2	48.7	73.5	121.4	217.1	366.8	537.1	716.8	899.8
72.5°	27.2	29.2	32.7	38.0	46.8	71.5	133.7	246.6	394.6	546.5	706.6
75°	25.0	27.0	29.7	33.0	37.4	47.9	72.9	145.0	243.5	361.0	475.0
77.5°	22.3	23.9	27.5	30.5	33.3	37.4	46.5	80.6	134.0	216.0	284.3
80°	18.7	20.4	23.1	27.8	30.5	33.3	36.3	49.5	74.0	111.7	145.8
82.5°	15.4	16.2	18.4	22.6	25.0	26.4	27.2	32.2	42.1	55.0	80.4
85°	10.7	10.7	12.4	14.6	16.5	15.4	15.7	16.5	21.7	30.5	61.6
87.5°	4.1	3.0	3.9	4.7	4.7	4.4	5.2	5.0	6.9	12.9	17.6
90°	0.0	0.0	0.0	0.0	0.0	0.0	0.0	0.0	0.0	0.0	0.0



REPORT NUMBER: P141545
 CATALOG NUMBER: ECM-F01-LED-E1-SLR

REPORT N
 CATALOG

CANDELA DISTRIBUTION (continued):

CANDELA

	275°	280°	285°	290°	295°	300°	305°	310°	315°	320°	325°	
0°	280.7	280.7	280.7	280.7	280.7	280.7	280.7	280.7	280.7	280.7	280.7	0°
2.5°	281.2	281.2	281.0	280.7	280.4	280.4	279.9	280.7	280.4	280.7	281.0	2.5°
5°	287.0	286.5	285.9	285.4	285.4	284.8	284.0	283.7	282.6	282.3	281.5	5°
7.5°	295.3	295.3	295.3	294.7	293.6	292.2	290.6	289.5	286.5	284.3	281.8	7.5°
10°	297.5	298.0	298.3	298.6	297.5	297.2	295.3	293.1	289.5	286.2	282.9	10°
12.5°	298.3	299.4	299.7	299.9	299.1	298.6	296.6	295.3	292.2	288.9	287.3	12.5°
15°	306.0	307.9	310.1	309.8	312.3	309.6	307.9	308.2	304.9	301.3	300.2	15°
17.5°	325.8	326.6	331.3	331.6	335.4	336.5	333.8	330.8	328.8	326.6	322.0	17.5°
20°	347.3	353.3	355.0	363.2	367.1	369.0	369.3	369.3	365.7	356.1	352.2	20°
22.5°	370.7	379.7	389.6	394.9	402.9	404.0	408.1	405.6	402.9	395.4	386.6	22.5°
25°	408.4	413.6	422.4	435.6	439.5	447.4	445.8	449.4	443.3	430.4	425.1	25°
27.5°	450.5	459.5	471.9	484.3	489.8	498.6	493.1	498.6	488.7	485.1	472.5	27.5°
30°	496.4	508.8	530.8	546.2	557.5	563.6	560.0	557.0	554.2	547.6	546.8	30°
32.5°	552.8	567.7	588.6	608.7	628.5	649.1	654.1	658.5	668.7	648.6	629.0	32.5°
35°	622.4	633.7	657.1	680.2	707.5	733.3	776.0	786.7	773.0	749.0	717.7	35°
37.5°	690.4	716.0	739.4	766.9	787.3	817.0	836.0	857.2	845.6	823.3	787.3	37.5°
40°	773.8	808.5	840.4	874.2	897.3	920.5	956.2	979.3	977.1	949.4	900.6	40°
42.5°	850.3	905.3	958.2	983.5	1014.3	1056.1	1082.5	1119.4	1121.9	1089.7	1027.8	42.5°
45°	930.4	994.5	1058.9	1108.7	1134.8	1186.6	1247.1	1287.3	1299.7	1238.3	1175.0	45°
47.5°	993.1	1093.0	1179.4	1232.5	1281.2	1334.6	1412.5	1470.5	1465.6	1382.8	1299.1	47.5°
50°	1048.1	1175.3	1279.8	1367.3	1425.7	1487.3	1590.0	1659.3	1635.1	1529.7	1425.1	50°
52.5°	1097.9	1247.1	1376.4	1484.8	1552.8	1640.9	1770.5	1831.0	1762.2	1660.4	1531.1	52.5°
55°	1143.6	1312.0	1462.3	1592.7	1697.6	1811.2	1932.8	1974.4	1876.4	1750.7	1631.8	55°
57.5°	1185.7	1372.3	1541.3	1697.8	1838.4	1974.1	2080.0	2082.8	1959.8	1820.3	1706.9	57.5°
60°	1236.4	1427.6	1623.8	1806.8	1978.2	2119.1	2181.0	2161.5	2013.5	1872.3	1758.6	60°
62.5°	1285.3	1477.4	1691.2	1911.6	2118.3	2241.3	2253.7	2212.4	2050.3	1896.5	1797.4	62.5°
65°	1309.6	1515.4	1728.9	1978.2	2227.8	2314.2	2299.1	2234.4	2065.2	1900.1	1807.3	65°
67.5°	1274.1	1479.9	1692.9	1949.3	2227.3	2309.5	2270.5	2192.3	2029.1	1851.4	1761.4	67.5°
70°	1143.4	1342.9	1516.5	1757.8	2070.4	2151.6	2093.0	2015.7	1879.2	1705.3	1664.3	70°
72.5°	962.0	1110.1	1255.3	1433.7	1648.0	1719.0	1641.7	1680.2	1645.0	1476.6	1439.2	72.5°
75°	722.1	860.5	917.2	971.9	1120.0	1162.3	1132.6	1264.7	1300.8	1230.6	1135.1	75°
77.5°	472.5	617.8	628.2	629.3	689.9	771.0	878.6	1015.9	1084.2	1052.5	936.7	77.5°
80°	275.5	435.3	389.4	374.5	428.2	518.7	660.7	832.7	922.9	929.5	818.9	80°
82.5°	138.4	273.0	236.4	233.9	264.2	331.0	434.8	530.8	648.3	653.8	668.4	82.5°
85°	107.6	187.7	192.1	208.3	229.5	257.3	265.0	282.1	347.5	408.1	423.8	85°
87.5°	55.9	138.1	162.9	189.6	187.1	153.3	129.3	139.5	162.4	171.2	222.3	87.5°
90°	0.0	0.0	0.0	0.0	0.0	0.0	0.0	0.0	0.0	0.0	0.0	90°



NUMBER: P141545

NUMBER: ECM-F01-LED-E1-SLR

DISTRIBUTION (continued):

330°	335°	340°	345°	350°	355°	360°
280.7	280.7	280.7	280.7	280.7	280.7	280.7
280.4	281.0	280.7	281.0	281.2	281.2	281.0
280.1	279.9	278.8	278.2	278.2	277.7	277.4
278.5	276.6	273.8	272.1	271.0	270.2	268.8
278.8	275.5	271.9	269.4	266.9	265.3	263.6
282.3	278.2	274.9	271.0	269.1	266.9	265.0
294.7	289.2	285.4	281.8	279.6	277.9	276.3
314.5	307.9	301.6	298.3	294.4	291.7	291.4
341.2	331.6	323.3	315.9	312.3	307.9	307.1
371.5	357.5	348.6	340.4	335.4	330.2	330.5
410.0	396.0	381.7	373.1	366.0	366.8	366.0
456.2	445.2	428.7	418.3	416.1	407.5	401.2
528.3	511.8	491.7	473.0	461.2	447.2	434.0
599.1	568.5	541.8	523.7	508.5	487.9	467.2
669.0	633.7	609.0	593.6	570.2	541.3	509.1
752.1	728.9	711.3	673.6	640.3	596.0	547.3
872.0	842.9	800.8	752.9	704.7	642.0	575.4
991.5	956.2	897.3	826.9	757.8	682.2	597.4
1121.1	1053.1	976.3	891.0	806.0	712.2	612.5
1223.2	1138.4	1042.6	940.3	844.2	736.9	625.7
1327.4	1225.1	1104.8	989.5	878.9	757.0	639.0
1409.4	1295.2	1168.4	1034.4	911.1	779.6	657.1
1491.4	1365.1	1225.4	1079.2	951.0	810.9	684.4
1559.7	1428.4	1280.4	1128.2	997.2	852.8	728.9
1649.7	1517.3	1345.1	1186.3	1049.5	909.7	785.3
1735.3	1621.6	1435.0	1254.5	1113.4	974.1	849.5
1791.7	1739.4	1527.2	1323.0	1173.3	1034.4	905.9
1792.8	1814.2	1624.4	1378.6	1229.5	1099.9	952.1
1749.6	1824.7	1645.0	1383.6	1256.2	1129.0	976.3
1600.1	1695.9	1521.4	1285.9	1206.6	1106.2	949.6
1237.7	1307.1	1216.8	1090.0	1092.7	1034.1	845.1
856.9	922.4	846.4	819.5	879.7	847.0	631.0
649.1	564.7	534.9	549.2	624.4	620.8	396.8
578.1	427.3	354.4	372.0	440.8	402.6	221.0
474.1	426.2	356.4	322.2	336.0	274.9	151.1
273.0	311.8	254.0	239.4	208.3	123.8	61.4
0.0	0.0	0.0	0.0	0.0	0.0	0.0

(END OF REPORT)